

中国资本市场



总报告

2022



二〇二二年十月

引

2015

2022

2021

2022

2022

2022

A

2022

2022

2022

2022

目 录

.....	- 1 -
.....	- 1 -
.....	- 3 -
.....	- 4 -
.....	- 4 -
.....	- 8 -
.....	- 9 -
.....	- 15 -
.....	- 19 -
.....	- 25 -
.....	- 25 -
.....	- 26 -
.....	- 26 -
.....	- 27 -
.....	- 28 -
.....	- 28 -
.....	

2021					
2021					
		3639.78	4.8%		12.06%
	14857.35		2.67%		
10616.19	2020	2104.86		24.73%	2021
A	481	16742		8.59%	
2021			4615		461 28
		3148		1090	377
	91.61		14.91%	2021	GDP
80.10%				75.16	
16.78%		82.04%		1.31	2021
		82		2722.75	1609.8
2021				6932	2.28
	4596.6			1225	5707 2021
		598		281	
	2815.33		17.66%	2021	
	3.66		1.63		
					2021
	6561	8.66		2.09%	2021

		18.68		14.39%	24586
2021					
	ABS	138	1235.31		
	2021			48	328.17
					588.82
	2021			94	64
20		6	4		1.26
		205.26		42.93%	10.16%
		72.69		20.61%	580.71
		32.79%		16.87	13936.16
		26.09%	34.84%		
2021				25.56	9288
				7.39	
	1.44			7232.6	
		1.83			
12.4		19.76		28.2%	23.7%
		9000			7.65
	6.36				15
	4.55			13.16	520
		2056		0.74	¹
					2021
			MSCI	A50	

¹ 2021

		35.4		36.26%	
		16.43	18.97		A
4321.69	2020	2		A	27.63
A		5.37%			2021
70					

1.

	2021				
19740.85			19693.91	99.76%	
46.94		0.24%		2021	
1963.36			1958.13	99.73%	
5.22	2021	0.27%			
			2		

2021

2020

²				2022	5	19	-6
17	2021			65			
298		735	96695	95,662			

2.

	2021			205	2021
				57.79	87.60
	37.75%	11.41%			503.55
657.97			53.95%	20.14%	43.35%
2020	5.96		³		

1.

2021

³

REITs

2021

12

3124

3990

2020

2021

99%

3238

352

1.82

19.92%

39.72%

0.69

2021

REITs

2021

5.2

24.59

+

2021

2.11

12386

12

6.18%

2021

2021-2025

1.

2021

2.

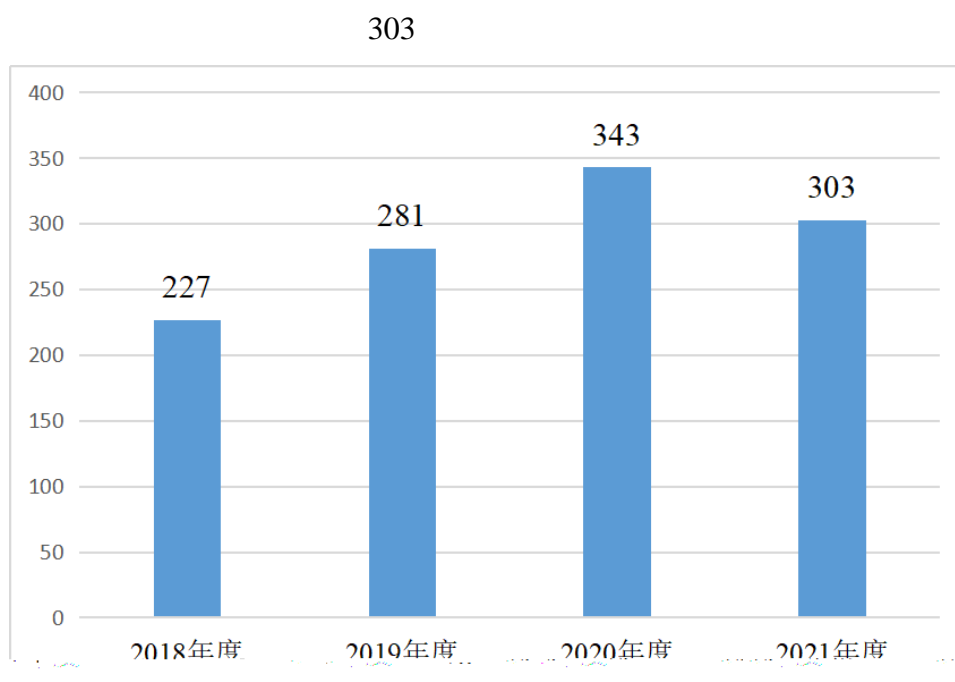
2021

			609	163
		380	334	273
282				177

3.

1.

2021



1 2018-2021

2.

2021

IPO

3.

2021

+

4.

		2021	12
9		3	
		12	4
8		-2021	
		10	6
3	1		
		2021	

3.15 5.15

2021
25165

3771

2021

44


585

5.

2021

6.

26.9% 2021
2020 0.7 42.1%
2021
2020 7.1 28.2% 2020
4.5 1.9% 2020 1.3
1% 2020 0.7



2:2018-2021

2019

2021

1.

2021

5.5

+

223

670

10

5

2021

9

1.3

2020

12386

120466

6.18%

14

2

6136.18

2.72

137

8996

238.58%

2021

8

2.

2014 12

2021

6
2021 206 2020 461
91.75% 729
138

52037 2021 24.59

+

ST

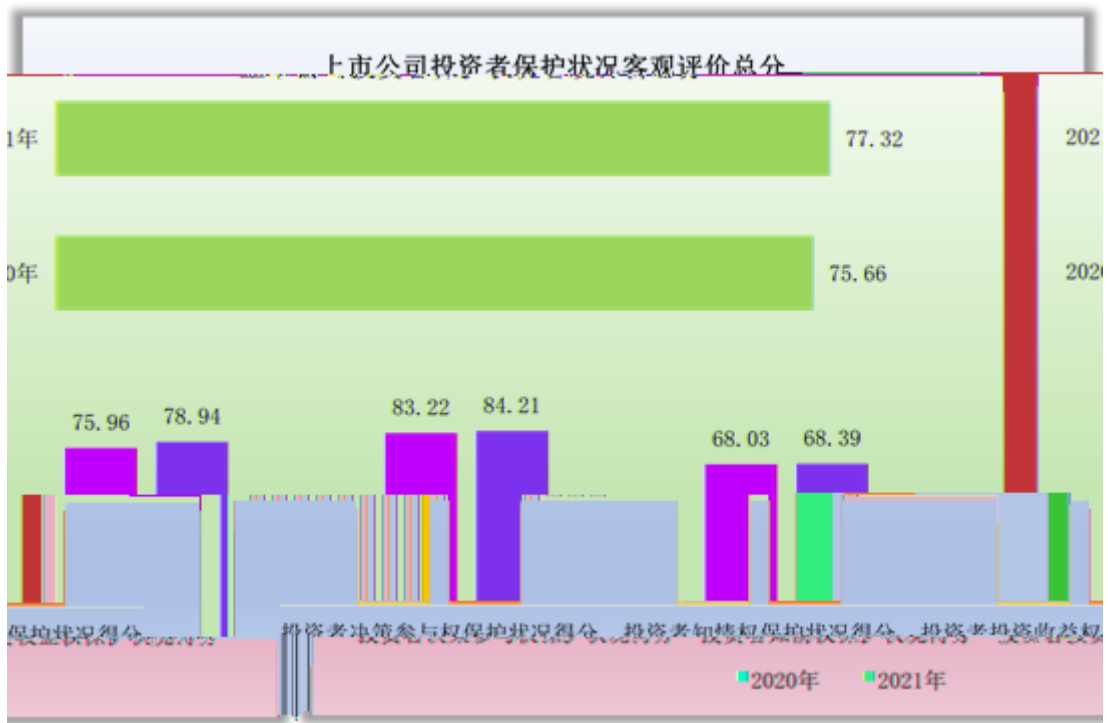
3601 2128 1153 2.35
14
56 795 719
315 2497.06 2021

6 2020

69
18
23.68
536
6
4
97
1.78
620

1.

			3	16
65				
		2021	A	
	77.32	2020	1.66	
			78.94	2.98
84.21		0.99		68.39
0.36				



3

3

2.

2021		2021	
89.90	89.42	0.54%	4
92.33	94.78		
74.75	90.30		

4

2021

727

98.14%

102
2021

323

79

944

33

63

2059

95

3.

2021

92.33

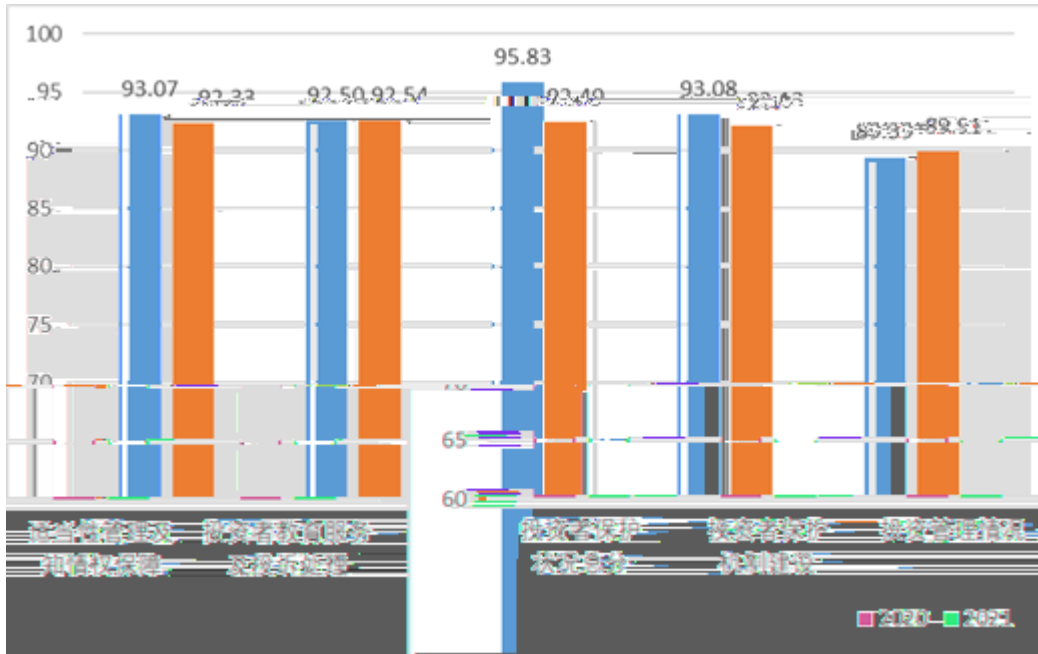
4

92.54

92.40

92.13

89.91



5

2021

2021

4.

7

1%

12386

